

# MBR2040xT THRU MBR20200xT

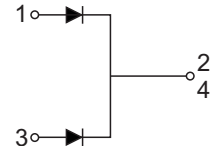
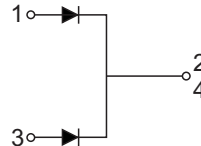
## SCHOTTKY BARRIER RECTIFIERS

Reverse Voltage - 40 to 200 V

Forward Current - 20 A

### FEATURES

- High current capability
- Low forward voltage drop
- Low power loss, high efficiency
- High surge capability
- High temperature soldering guaranteed
- Mounting position: any



### MAXIMUM RATINGS AND ELECTRICAL CHARACTERISTICS

Ratings at 25°C ambient temperature unless otherwise specified

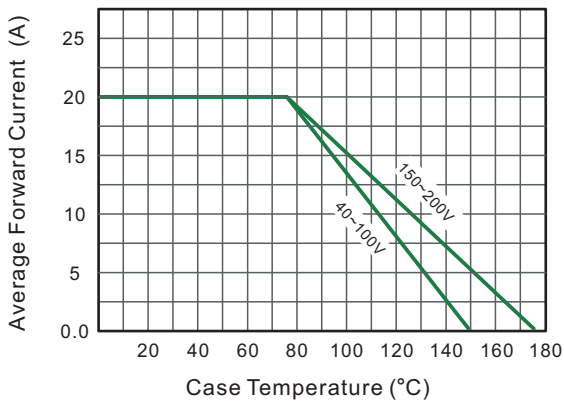
CHARACTERISTICS	TO-251	MBR2040VT	MBR2045VT	MBR2060VT	MBR20100VT	MBR20150VT	MBR20200VT	Units
	TO-252	MBR2040DT	MBR2045DT	MBR2060DT	MBR20100DT	MBR20150DT	MBR20200DT	
Maximum Recurrent Peak Reverse Voltage	$V_{RRM}$	40	45	60	100	150	200	V
Maximum RMS voltage	$V_{RMS}$	28	31.5	42	70	105	140	V
Maximum DC Blocking Voltage	$V_{DC}$	40	45	60	100	150	200	V
Maximum Average Forward Rectified Current	$I_{F(AV)}$	20						A
Peak Forward Surge Current, 8.3ms Single Half Sine-wave Superimposed on Rated Load (JEDEC method)	$I_{FSM}$	150						A
Max Instantaneous Forward Voltage at 10 A DC per leg	$V_F$	0.70		0.75	0.85	0.90	0.92	V
Maximum DC Reverse Current $T_a = 25^\circ\text{C}$ at Rated DC Reverse Voltage $T_a = 125^\circ\text{C}$	$I_R$	0.1 20			0.05 20			mA
Typical Junction Capacitance <sup>(1)</sup>	$C_j$	600		400				pF
Typical Thermal Resistance <sup>(2)</sup>	$R_{\theta JA}$	45						°C/W
Operating Junction Temperature Range	$T_j$	-55 ~ +150				-55 ~ +175		°C
Storage Temperature Range	$T_{stg}$	-55 ~ +150				-55 ~ +175		°C

( 1 ) Measured at 1 MHz and applied reverse voltage of 4 V D.C

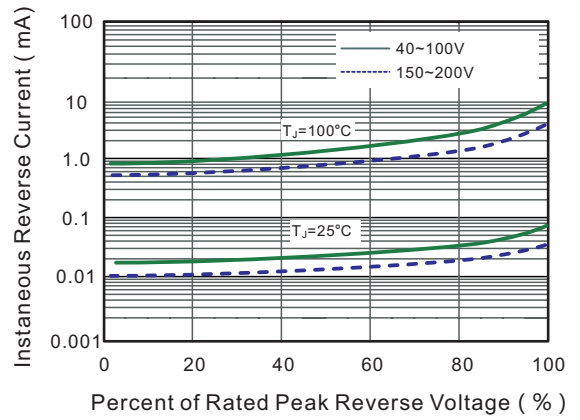
( 2 ) P.C.B. mounted with 10cmX10cmX1mm copper pad areas.

# MBR2040xT THRU MBR20200xT

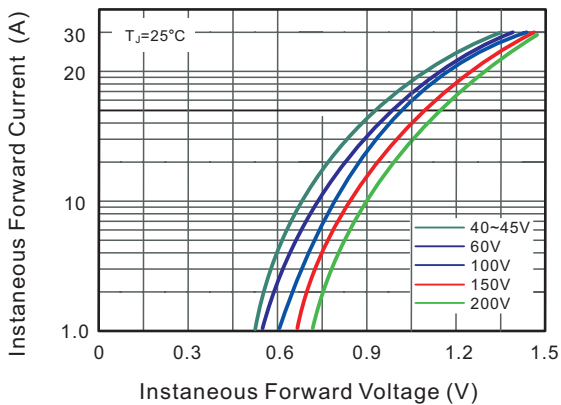
**Fig.1 TYPICAL FORWARD CURRENT DERATING CURVE**



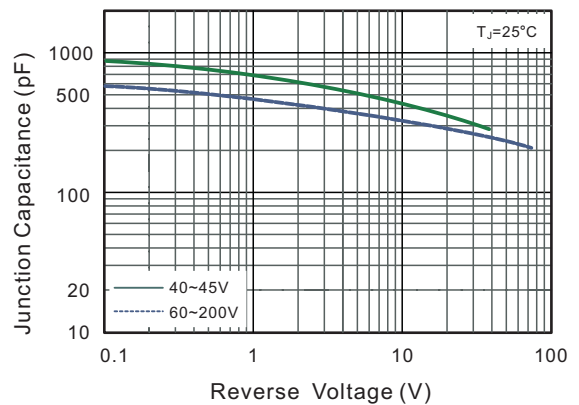
**Fig.2 Typical Reverse Characteristics**



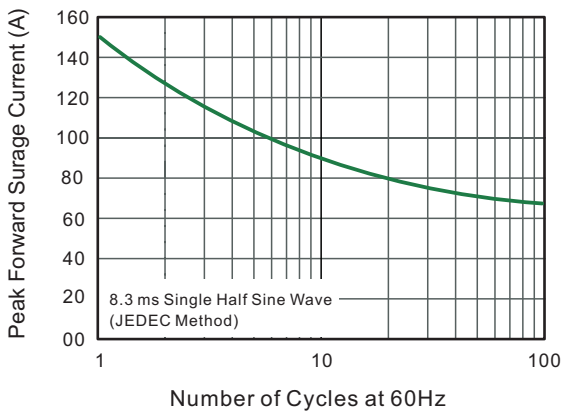
**Fig.3 Typical Forward Characteristic**



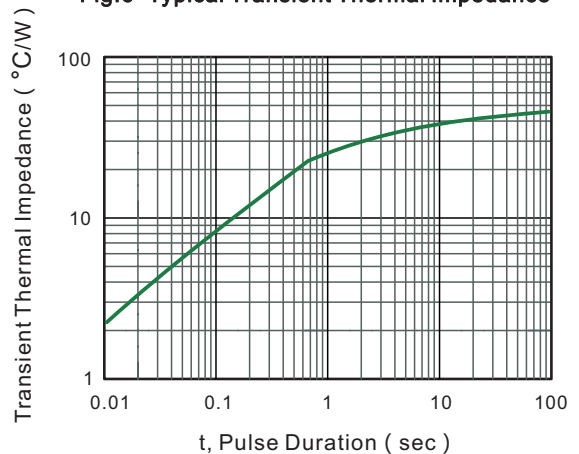
**Fig.4 Typical Junction Capacitance**



**Fig.5 Maximum Non-Repetitive Peak Forward Surge Current**

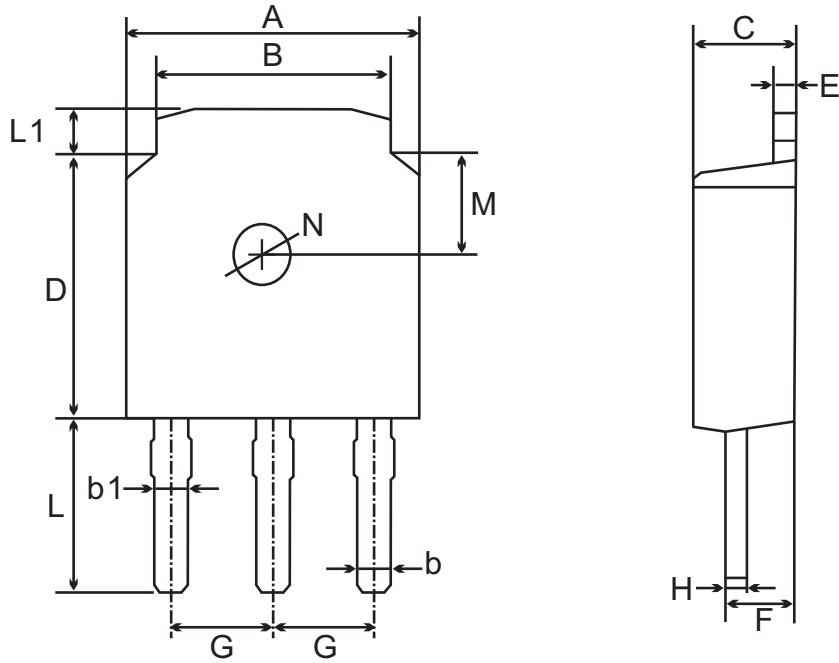


**Fig.6- Typical Transient Thermal Impedance**



# MBR2040xT THRU MBR20200xT

## TO-251(D-PAK) Package Outline Dimensions

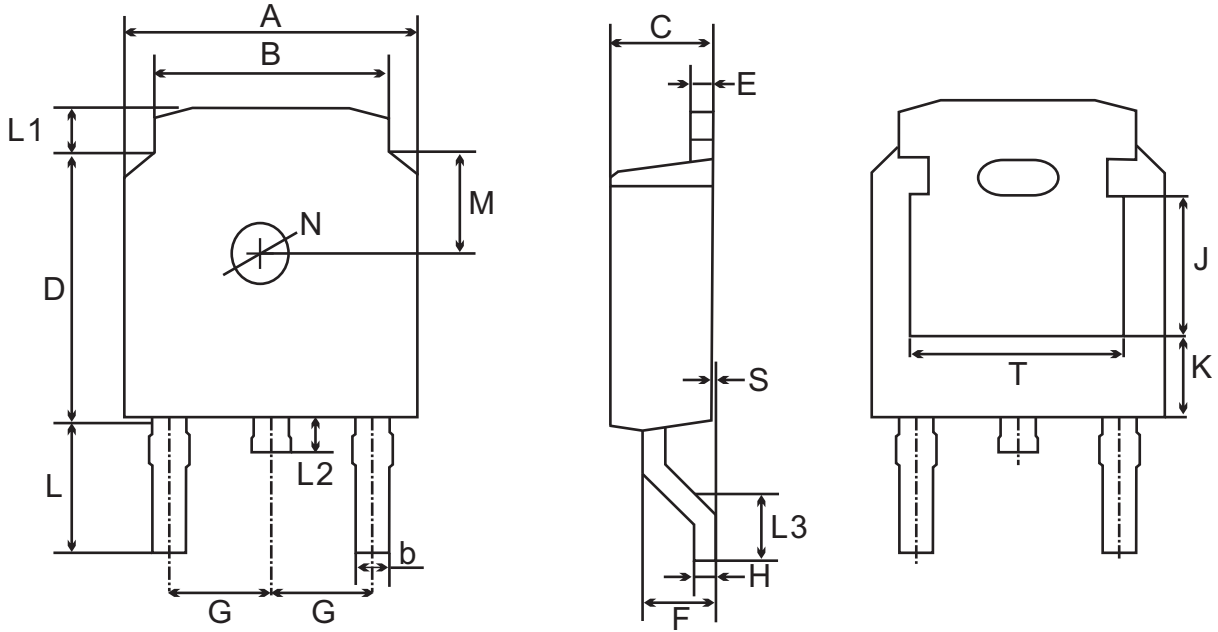


### TO-251(I-PAK) mechanical data

UNIT		A	B	b	b1	C	D	E	F	G	H	L	L1	M	N
mm	max	6.7	5.5	0.8	0.9	2.5	6.3	0.6	1.8	2.29 TYPICAL	0.55	4.3	1.2	1.8 TYPICAL	1.3 TYPICAL
	min	6.3	5.1	0.3	0.76	2.1	5.9	0.4	1.3		0.45	3.9	0.8		
mil	max	264	217	31	35	98	248	24	71	90 TYPICAL	22	169	47	71 TYPICAL	51 TYPICAL
	min	248	201	12	30	83	232	16	51		18	154	31		

# MBR2040xT THRU MBR20200xT

## TO-252(D-PAK) Package Outline Dimensions



TO-252(D-PAK) mechanical data

UNIT		A	B	b	C	D	E	F	G	H	L	L1	L2	L3	S	M	N	J	K	T
mm	max	6.7	5.5	0.8	2.5	6.3	0.6	1.8	2.29 TYPICAL	0.55	3.1	1.2	1.0	1.75	0.1	1.8 TYPICAL	1.3 TYPICAL	3.16	1.80	4.83
	min	6.3	5.1	0.3	2.1	5.9	0.4	1.3		0.45	2.7	0.8	0.6	1.40	0.0			ref.	ref.	ref.
mil	max	264	217	31	98	248	24	71	90 TYPICAL	22	122	47	39	69	4	71 TYPICAL	51 TYPICAL	124	71	190
	min	248	201	12	83	232	16	51		18	106	31	24	55	0			ref.	ref.	ref.